## FEMALE END VIEW

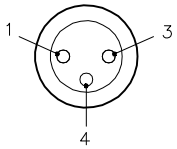


1 = BROWN
3 = BLUE
4 = BLACK

## SPECIFICATIONS

| | |
|---|---|
| CONTACT CARRIER MATERIAL | NYLON OR TPU |
| MOLDED HEAD MATERIAL/COLOR | TPU/YELLOW |
| CONTACT MATERIAL/PLATING | BRASS/GOLD |
| COUPLING NUT MATERIAL/PLATING | BRASS/NICKEL |
| RATED CURRENT [A] | 4.0 A |
| RATED VOLTAGE [V] | 125 VAC/VDC |
| OUTER CABLE JACKET MATERIAL/COLOR | PVC/GRAY |
| CONDUCTOR INSULATION MATERIAL | PVC |
| NUMBER OF CONDUCTORS [AWG] | 3x24 AWG |
| TEMPERATURE RANGE | −40°C to +105°C (−40°F to +221°F) |
| PROTECTION CLASS | MEETS NEMA 1,3,4,6P AND IEC IP67 |

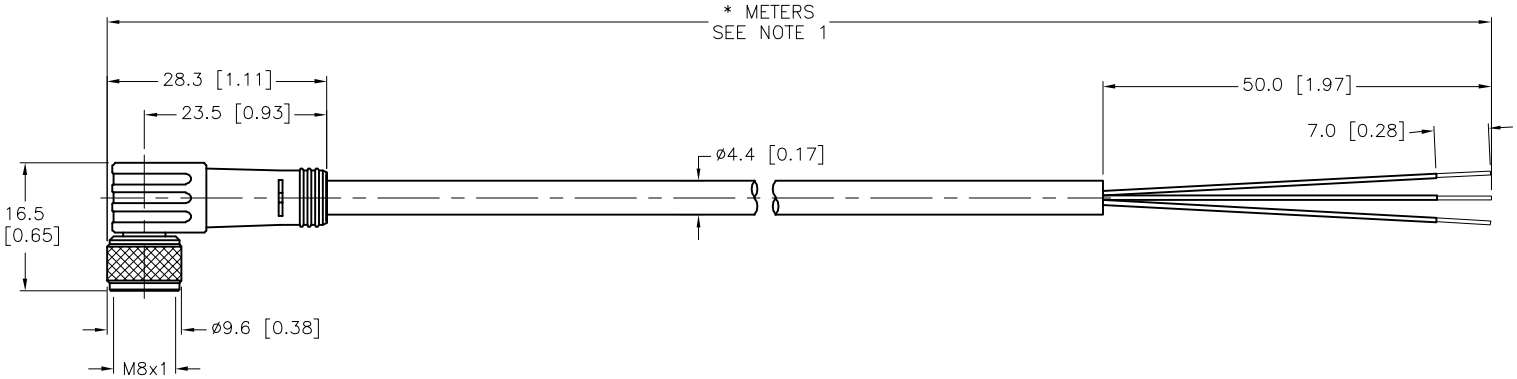


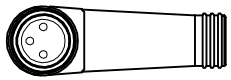

| CABLE LENGTH | TOLERANCE * |
|---|---|
| ALL LENGTHS | + 4% (OR 50mm) OF LENGTH<br>− 0% (OR 0mm) OF LENGTH<br>WHICHEVER IS GREATER |
| **STRIP LENGTH** | **TOLERANCE *** |
| 0−7mm | ±0.5mm |
| 8−29mm | ±1.0mm |
| 30−49mm | ±2.0mm |
| 50−69mm | ±3.0mm |
| 70−100mm | ±4.0mm |
| OVER 100mm | ±5.0mm |
| * UNLESS OTHERWISE SPECIFIED | |

**SOURCE DRAWING - FOR REFERENCE ONLY**

NOTES:

1. "*" INDICATES CABLE LENGTH IN METERS. CONTACT TURCK TO ORDER SPECIFIC LENGTHS.

2. "/S1584" INDICATES GRAY CABLE JACKET.

| REV | DESCRIPTION | BY | DATE | ECO NO. |
|---|---|---|---|---|
| A | DRAWING RELEASE | NF | 07/06/18 | |

RELATED DOCUMENTS
1.
2.
3.
4.

3RD ANGLE PROJECTION

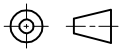

THIS DRAWING IS CONFIDENTIAL AND THE PROPERTY OF TURCK INC. USE OF THIS DOCUMENT WITHOUT WRITTEN PERMISSION IS PROHIBITED.

TURCK
3000 CAMPUS DRIVE
MINNEAPOLIS, MN 55441
1−800−544−7769
(763) 553−7300
(763) 553−0708 fax
www.turck.us

MATERIAL: SEE SPECIFICATIONS

FINISH: SEE SPECIFICATIONS

ALL DIMENSIONS DISPLAYED ON THIS DRAWING ARE FOR REFERENCE ONLY

CONTACT TURCK FOR MORE INFORMATION

DRFT: NF | DATE: 07/06/18
APVD: T.V. | SCALE: 1=1.0

UNIT OF MEASUREMENT
**MILLIMETER [ INCH ]**
DO NOT SCALE THIS DRAWING

DESCRIPTION: PKW 3M−*/S1584

IDENTIFICATION NO.

REV: A

FILE: 777041825

SHEET 1 OF 1