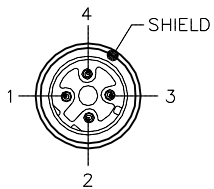
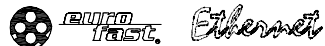


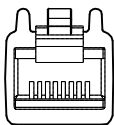
MALE END VIEW



- 1 = WHITE/ORANGE (+TX)
- 2 = WHITE/GREEN (+RX)
- 3 = ORANGE (-TX)
- 4 = GREEN (-RX)



RJ45 END VIEW



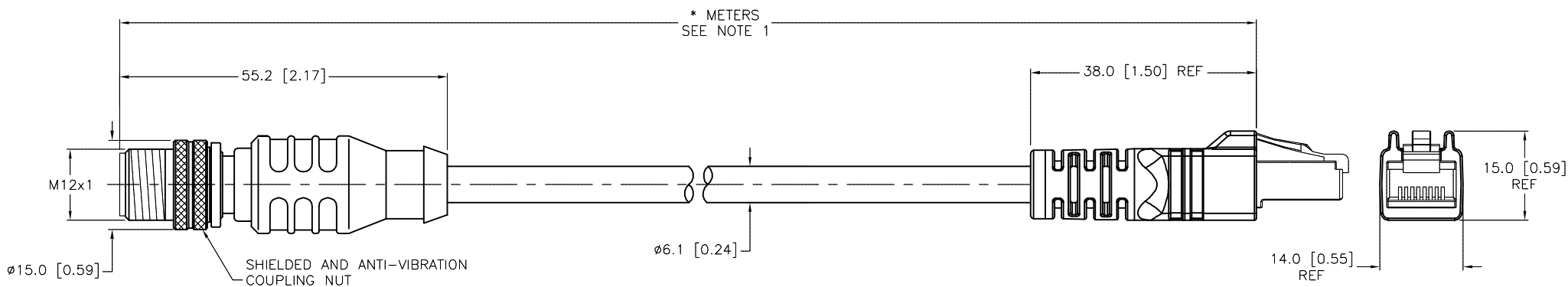
12345678

- 1 = WHITE/ORANGE (+TX)
- 2 = ORANGE (-TX)
- 3 = WHITE/GREEN (+RX)
- 4 = N/C
- 5 = N/C
- 6 = GREEN (-RX)
- 7 = N/C
- 8 = N/C



SPECIFICATIONS

CONTACT CARRIER MATERIAL/COLOR (RJ45)	POLYCARBONATE/CLEAR
MOLDED HEAD MATERIAL/COLOR (RJ45)	TPU/BLACK
CONTACT MATERIAL/PLATING (RJ45)	BRONZE/GOLD
CONTACT CARRIER MATERIAL/COLOR (RSSD)	TPU/BLACK
MOLDED HEAD MATERIAL/COLOR (RSSD)	TPU/BLUE-GRAY
CONTACT MATERIAL/PLATING (RSSD)	BRASS/GOLD
COUPLING NUT MATERIAL/PLATING (RSSD)	BRASS/NICKEL
RATED CURRENT [A]	1.5 A
RATED VOLTAGE [V]	42 V
OUTER CABLE JACKET MATERIAL/COLOR	TPE/TEAL
CONDUCTOR INSULATION MATERIAL	HDPE
NUMBER OF CONDUCTORS [AWG]	4x24 AWG, STRANDED, CAT 5e
SHIELDING	ALUM. FOIL & TINNED COPPER BRAIDED
TEMPERATURE RANGE	-40°C to +75°C (-40°F to +167°F)
PROTECTION CLASS	MEETS NEMA 1,3,4,6P AND IEC IP68 (RJ45/IP20)



CABLE LENGTH	TOLERANCE*
ALL LENGTHS	+ 4% (OR 50mm) OF LENGTH - 0% (OR 0mm) OF LENGTH WHICHEVER IS GREATER
STRIP LENGTH	TOLERANCE*
0-7mm	±0.5mm
8-29mm	±1.0mm
30-49mm	±2.0mm
50-69mm	±3.0mm
70-100mm	±4.0mm
OVER 100mm	±5.0mm

\* UNLESS OTHERWISE SPECIFIED

SOURCE DRAWING - FOR REFERENCE ONLY

NOTES:

1. "\*" INDICATES CABLE LENGTH IN METERS. CONTACT TURCK TO ORDER SPECIFIC LENGTHS.

RELATED DOCUMENTS	3RD ANGLE PROJECTION	THIS DRAWING IS CONFIDENTIAL AND THE PROPERTY OF TURCK INC. USE OF THIS DOCUMENT WITHOUT WRITTEN PERMISSION IS PROHIBITED.		<b>TURCK INC</b> High Technology Sensors and Automation Controls 3000 CAMPUS DRIVE MINNEAPOLIS, MN 55441 1-800-544-7769 (763) 553-7300 (763) 553-0708 fax turck.com	
1.		DRFT	RDS	DATE	01/13/06
2.		APVD		SCALE	1=1.0
3.	ALL DIMENSIONS DISPLAYED ON THIS DRAWING ARE FOR REFERENCE ONLY	UNIT OF MEASUREMENT			DESCRIPTION
4.		MILLIMETER [ INCH ]			
MATERIAL	SEE SPECIFICATIONS	CONTACT TURCK FOR MORE INFORMATION			RSSD RJ45 441-*M  IDENTIFICATION NO. _____ REV G
FINISH		DO NOT SCALE THIS DRAWING			
REV	DESCRIPTION	BY	DATE	ECO NO.	FILE: 777011861 SHEET 1 OF 1

G	UPDATE CABLE SPECIFICATIONS PER ECO	KMY	05/01/13	41559
REV	DESCRIPTION	BY	DATE	ECO NO.