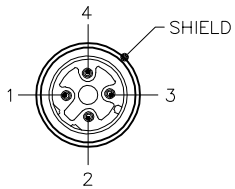
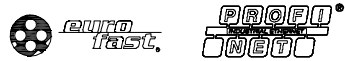


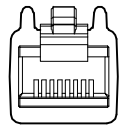
MALE END VIEW



- 1 = YELLOW (+TD)
- 2 = WHITE (+RD)
- 3 = ORANGE (-TD)
- 4 = BLUE (-RD)



RJ45S END VIEW



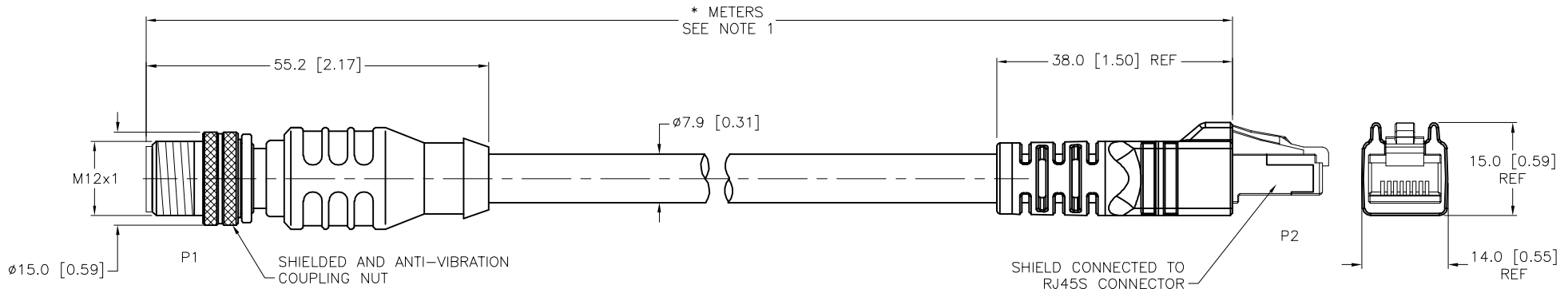
12345678

- 1 = YELLOW (+TD)
- 2 = ORANGE (-TD)
- 3 = WHITE (+RD)
- 4 = N/C
- 5 = N/C
- 6 = BLUE (-RD)
- 7 = N/C
- 8 = N/C



SPECIFICATIONS

CONTACT CARRIER MATERIAL/COLOR (P1)	TPU/BLACK
MOLDED HEAD MATERIAL/COLOR (P1)	TPU/BLACK
CONTACT MATERIAL/PLATING (P1)	BRASS/GOLD
COUPLING NUT MATERIAL/PLATING (P1)	BRASS/NICKEL
CONTACT CARRIER MATERIAL/COLOR (P2)	POLYCARBONATE/CLEAR
MOLDED HEAD MATERIAL/COLOR (P2)	TPU/BLACK
CONTACT MATERIAL/PLATING (P2)	BRONZE/GOLD
RATED CURRENT [A]	1.5 A
RATED VOLTAGE [V]	30 VAC/42 VDC
OUTER CABLE JACKET MATERIAL/COLOR	TPE/BRIGHT GREEN
CONDUCTOR INSULATION MATERIAL	HDPE
NUMBER OF CONDUCTORS [AWG]	4x22 AWG, STRANDED, CAT 5E
SHIELDING	ALUM.-POLYESTER FOIL, TINNED-COPPER BRAID
TEMPERATURE RANGE	-40°C to +80°C (-40°F to +176°F)
PROTECTION CLASS (P1)	IP67 (IP20: P2)



CABLE LENGTH	TOLERANCE*
ALL LENGTHS	+ 4% (OR 50mm) OF LENGTH - 0% (OR 0mm) OF LENGTH WHICHEVER IS GREATER
STRIP LENGTH	TOLERANCE*
0-7mm	±0.5mm
8-29mm	±1.0mm
30-49mm	±2.0mm
50-69mm	±3.0mm
70-100mm	±4.0mm
OVER 100mm	±5.0mm

\* UNLESS OTHERWISE SPECIFIED

NOTES:

1. "\*" INDICATES CABLE LENGTH IN METERS. CONTACT TURCK TO ORDER SPECIFIC LENGTHS.

SOURCE DRAWING - FOR REFERENCE ONLY

RELATED DOCUMENTS 1. 2. 3. 4.	3RD ANGLE PROJECTION 	THIS DRAWING IS CONFIDENTIAL AND THE PROPERTY OF TURCK INC. USE OF THIS DOCUMENT WITHOUT WRITTEN PERMISSION IS PROHIBITED.		3000 CAMPUS DRIVE MINNEAPOLIS, MN 55441 1-800-544-7769 (763) 553-7300 (763) 553-0708 fax www.turck.us	
		DRFT	RDS	DATE	01/22/10
MATERIAL	ALL DIMENSIONS DISPLAYED ON THIS DRAWING ARE FOR REFERENCE ONLY		APVD	SCALE	1=1.0
FINISH	CONTACT TURCK FOR MORE INFORMATION	UNIT OF MEASUREMENT <b>MILLIMETER [ INCH ]</b>		IDENTIFICATION NO.	
G	UPDATED CABLE OD	ER	10/23/18	64291	REV G
REV	DESCRIPTION	BY	DATE	ECO NO.	DO NOT SCALE THIS DRAWING
				FILE: 777025812	SHEET 1 OF 1